



As recommended by gov.uk

Home Learning Pack

EYFS

Week 8

15/06/2020

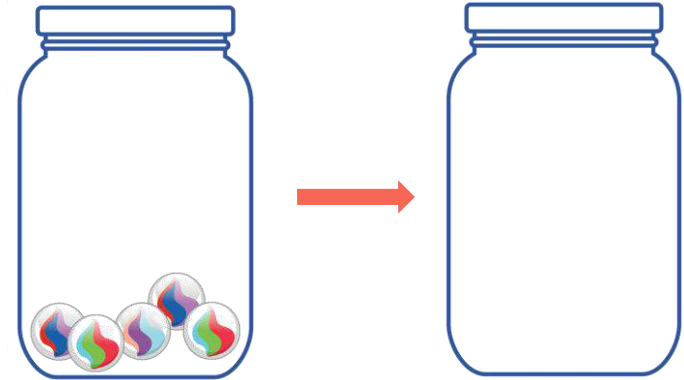


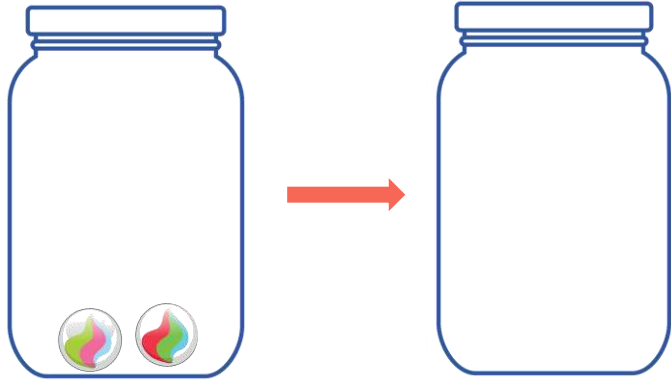
Classroom
secrets★



Take a picture while you work through this booklet and tweet us @ClassroomSecLtd using the hashtags #CSKids and #HomeLearningHero to be in with a chance of winning a month's subscription to [classroomsecrets.co.uk](https://www.classroomsecrets.co.uk).




Maths – Numbers – Doubling

Count how many marbles are in the jar. Draw double the amount in the second jar.



Maths – Numbers – Doubling

More friends are coming to your party! You need **double** of everything!
Write how many items you need to buy in the boxes.



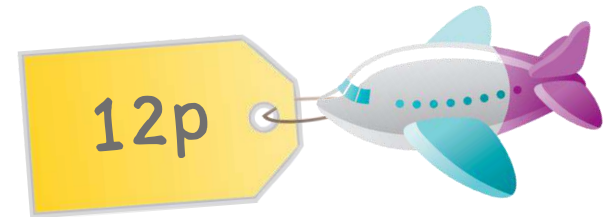
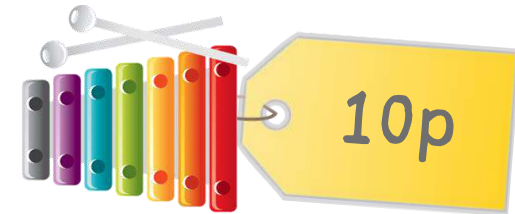


Maths – Shape, Space and Measures – Recognising Money

Read the price tags. Draw a line to the matching coin.




Maths – Shape, Space and Measures – Using Money

Add the amounts of money together. What can you buy for that amount?
Draw a line to the matching object.



Phonics – Match the Picture to the Phase 3 Sound

Say what you can see and draw a line to the phase 3 sound in the word.



th

ng

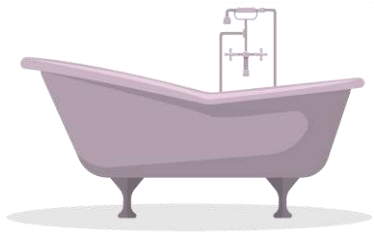
sh

ch


Phonics – Segmenting a Word

Segment the sounds and then write the word on the line.

Think about where your letters should go!









Literacy – Reading Captions

Read these captions by blending the sounds in the words.

Draw a line to the matching picture.

the rain is wet

the coat is big and red

a bright light



Literacy – Writing Captions

Can you think of a caption to write for this picture?

See if you can make your writing sit on the line!





Tell the story
using pictures.



Classroom
secrets
EYFS

Provide your child with a picture book. Ask them to tell their own version using the pictures. You can help develop their language by asking simple questions and encouraging use of key vocabulary.



Teach someone
in your house
some exercises!



Classroom
secrets
EYFS

In an indoor or outdoor space, ask your child to teach you or another adult/child some exercises. Encourage movement of the body in different ways.



Create you on
paper.




Classroom
secrets
EYFS

Use a large piece of paper or smaller pieces of paper affixed together and draw around your child. Ask them to draw/paint/collage their features including what they are wearing.

123

Choose a box
and double the
objects inside.



Classroom
secrets
EYFS

Set up three boxes with different amounts of objects inside, up to 10 objects per box. Set up a container with the same objects and ask your child to double the number in each box by using the extra objects.



Write a label
for your
favourite toy.



Classroom
secrets
EYFS

Ask your child to write a label for their favourite toy. You may need to help simplify their sentence for writing. You could help choose a toy including a certain sound for practise! See guidance for Phase 3 sounds.

123

Count and
compare.



Classroom
secrets
EYFS

Find further guidance linked to this activity on the next page. Or see this activity in action here <https://www.youtube.com/user/ClassroomSecretsLtd>

Activity Outcomes

- Your child will learn how to recognise numbers.
- They will learn to count out a specific number of items.
- They will look at how much an item 'fills' a space.

Setting up

What you will need

- Two paper cups or other small containers that are identical in shape and size.
- Cubes or other small items that can be counted.
- Dice or playing cards to generate a number.

Activity Guide

Activity – Fill the Container

- The child takes it in turns to roll the dice and count that amount of cubes into their paper cup.
- Look at the amount within the cup and ask the child to describe it using the terms empty, nearly empty, nearly full and full.
- Repeat the activity until one of the cups has been filled. Compare the amounts in each cup, which has more?
- The child counts out the amount in their full cup the second cup is then counted out to compare which number and amount is the greatest.

Questions you could ask your child during the activity

- Which cup has the most?
- Which cup has the least?
- How many more cubes do you think you will need to fill the cup?

Further Support and Ideas

- Children could create their own number sentences from the cubes within the cup.
- Children could write the number they have counted in numeral form to practise number formation.
- For EYFS interactive games, visit kids.classroomsecrets.co.uk