



As recommended by gov.uk

# Home Learning Pack

## EYFS

Week 6

01/06/2020

Classroom  
secrets★



Take a picture while you work through this booklet and tweet us @ClassroomSecLtd using the hashtags #CSKids and #HomeLearningHero to be in with a chance of winning a month's subscription to [classroomsecrets.co.uk](https://www.classroomsecrets.co.uk).

# Maths – Numbers – Ordering Numbers to 10

Cut out these cards. Can you put the numerals 0-10 in the correct order?

3

5

1

9

7

10

4

0

2

8

6

# Maths – Numbers – Ordering Numbers to 20

Cut out these cards. Can you put all the numerals 0-20 in the correct order?

14

12

17

20

19

16

18







13

11

15

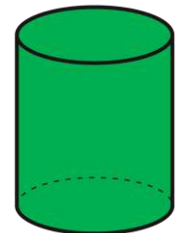
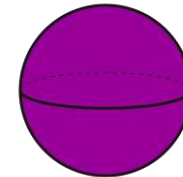
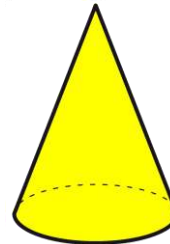
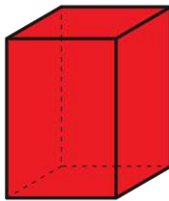
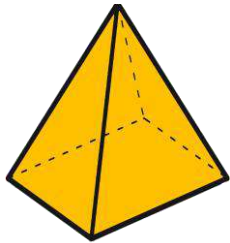
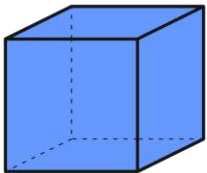

# Maths – Shape, Space and Measures – 2D Shapes

What 2D shapes are these real-life objects? Draw a line to the matching shape.



# Maths – Shape, Space and Measures – 3D Shapes





What **3D shapes** are these real-life objects? Draw a line to the matching shape.



# Maths – Shape, Space and Measures – Identifying 2D Shapes within 3D Shapes


Look at these 3D objects. What 2D shapes can you see?

Draw a line to the matching 2D shape.



# Phonics – Match the Picture to the Phase 3 Sound

Say what you can see and draw a line to the phase 3 sound in the word.



y

j

w

v

# Phonics – Reading Tricky Words

Read the 'tricky' words in red to an adult. Draw a line to its matching pair.

he

we

me

she

be

we

she

be

he

me



# Phonics – Writing Tricky Words

Read the tricky word to an adult.

Cover it up then see if you can write it correctly on the line.

she

me

we

be

he



---

---

---

---

---

# Literacy – Reading Captions



Read these captions by blending the sounds in the words.

Draw a line to the matching picture.

the duck is quick

mum is a vet

the jet is big



# Literacy – Writing Captions

Can you think of a caption to write for this picture?

See if you can make your writing sit on the line!



---

---



Create and tell your own story.

Once upon a time...



Classroom secrets EYFS

Encourage your child to create their own story. You could give props and vocabulary such as 'first', 'next' and 'finally' to support. After telling their story, they could write/draw pictures to create their own story book.



Find 5 different ways to travel.



Classroom secrets EYFS

You could set up an area or direction for your child to travel e.g. from A to B or in a circle. Ask them to travel in five different ways. This could be hopping, jumping, skipping, rolling, etc.



Create your own musical instrument.

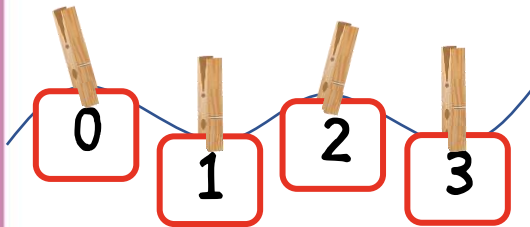


Classroom secrets EYFS

Using two yoghurt pots, cellotape and rice, support your child to make their own musical instrument. You could also use other materials/equipment and ask your child to make different instruments.

123

Find and order  
the numbers  
from 0 - 20.

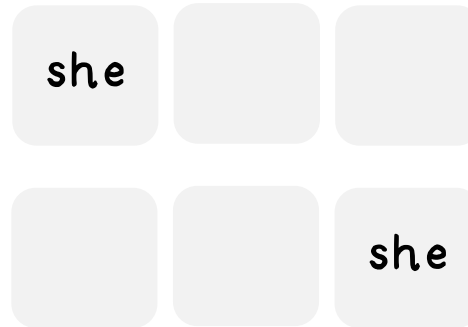


Classroom  
secrets  
EYFS

Set up a washing line/piece of string with pegs. Hide the numbers 0-20 around your house or garden. Once your child has found all the numbers, ask them to peg them onto the washing line in the correct order.



Match the tricky  
words.



Classroom  
secrets  
EYFS

Write/print two sets of Phase 3 tricky words (see guidance for words). Put them on the floor with the word facing downwards. Ask your child to turn over two pieces of paper at once. Can they match all the words in their pairs?

123

Count the right  
amount to fill  
your truck?



Classroom  
secrets  
EYFS

Find further guidance linked to this activity on the next page. Or see this activity in action here <https://www.youtube.com/user/ClassroomSecretsLtd>

## Activity Outcomes

- Your child will learn how to recognise numbers.
- They will also learn to count out a specific number of items.

## Setting up

### What you will need

- Toy dumper truck or a toy car that can carry other objects.
- Pasta or other small items that can be counted.
- Numbers on a road map or floor.

## Activity Guide

### Activity – Dumper Truck Counting

- The child is shown a road map with different numbers in different positions.
- They choose a location to 'drive' to.
- They count out the number (shown at the destination) using pasta and place it into the dumper truck.
- The child 'drives' the truck to the location and 'dumps' the pasta onto the number.

### Questions you could ask your child during the activity

- Which number has the most pasta?
- Which number has the least amount of pasta?
- Are any of the answers the same?

## Further Support and Ideas

- Watch this idea on YouTube here: <https://youtu.be/DMBHvpl6YRQ>
- Children could create their own number sentences from the locations and add up the total amount of pasta.
- Children could write the number they have counted in numeral form to practise number formation.
- For EYFS interactive games, visit [kids.classroomsecrets.co.uk](https://kids.classroomsecrets.co.uk)